



Haverstraw King's Daughters Public Library

Rosetta Stone Library Solution Computer Log-in Instructions

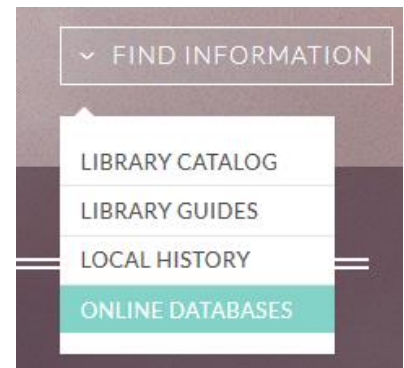
1. **Open a web browser** of your choice.



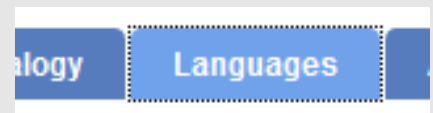
2. **Type hkdpl.org** in the address bar and **press Enter** on the keyboard.



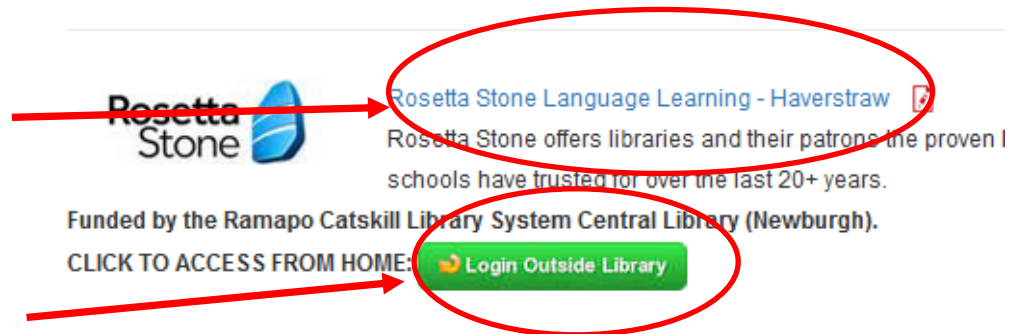
3. Move your mouse over *"Find Information"* on the menu bar, and click on **"Online Databases."**



4. Click on the **Languages** tab.



5. Scroll down to Rosetta Stone and click on **"Rosetta Stone Language Learning – Haverstraw"** if you are accessing this site inside the Haverstraw Library OR click on the button that says **"Login Outside Library"** if you are accessing this site from home.



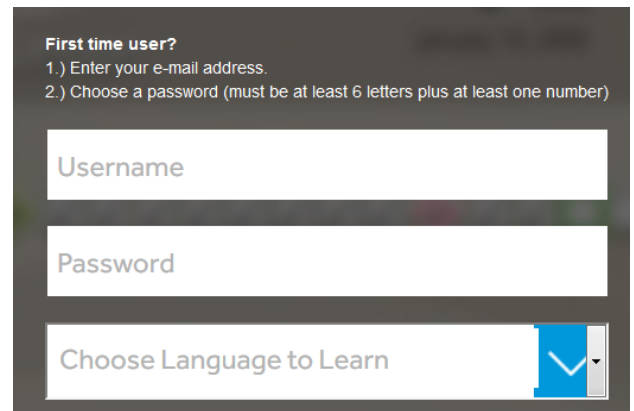
6. Click on the **"Rosetta Stone Library Solution"** link.

Haverstraw King's Daughters Public Library



7. Enter your **email address**, a **password**, and **select a language** you would like to learn.

NOTE: Password must be at least 6 letters plus at least one number.



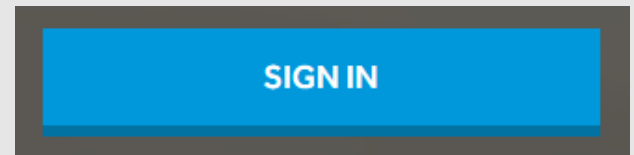
First time user?
1.) Enter your e-mail address.
2.) Choose a password (must be at least 6 letters plus at least one number)

Username

Password

Choose Language to Learn

8. Click **“Sign In.”**



SIGN IN

9. If you are access from hojme, enter your **14-digit library barcode number** (no spaces!) and click on **“Login.”**



Login

Please contact your library administrator to obtain a Patron ID

Patron ID

Login

10. You will be taken to the Rosetta Stone Language Learning Suite page. Click on **“Launch Rosetta Stone Language Lessons Version 3”** to start learning!



Rosetta Stone® Language Learning Suite

[Launch Rosetta Stone® Language Lessons Version 3](#)

[Contact Support](#)