

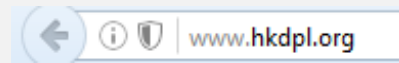


Rosetta Stone Library Solution Computer Log-In Instructions

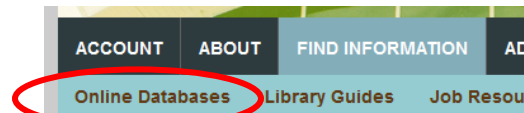
1. Open your web browser of choice.



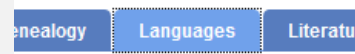
2. Type **hkdpl.org** in the address bar and press Enter.



3. On the menu bar, underneath "Find Information", click on "Online Databases".



4. Click on the **Languages** tab.



5. Look for Rosetta Stone and click on "Rosetta Stone Language Learning – Haverstraw" if you are accessing from the Haverstraw Library OR click on the button that says "Login Outside Library" if you are accessing from home.



[Rosetta Stone Language Learning - Haverstraw](#)

Rosetta Stone offers libraries and their patrons the proven language-learning immersion method that more than 22,000 schools have trusted for over the last 20+

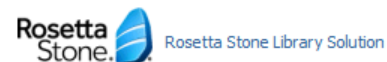
years.

Funded by the Ramapo Catskill Library System Central Library (Newburgh).


CLICK TO ACCESS FROM HOME:

[Login Outside Library](#)

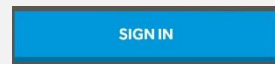
6. Click on the "Rosetta Stone Library Solution" link.



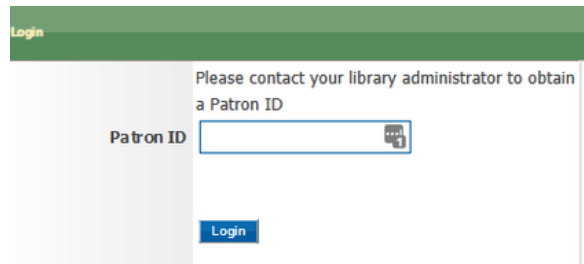
7. Enter your **email address**, a **password**, and **select a language** you would like to learn.

Username
Password
Choose Language to Learn 

8. Click "Sign In."



9. If you are accessing from home, enter your **14-digit library barcode number** (no spaces!) and click on **“Login.”**




Login

Please contact your library administrator to obtain a Patron ID

Patron ID

Login

10. You will be taken to the Rosetta Stone Language Learning Suite page. Click on **“Launch Rosetta Stone Language Lessons Version 3”** to start learning!



Rosetta Stone® Language Learning Suite

- ▶ [Launch Rosetta Stone® Language Lessons Version 3](#)
- ▶ [Contact Support](#)